

PRODUCT ID: 6083

Outdoor Blank-out LED Direct-view Sign

MODEL

TCL734GR-100

DIMENSIONS

7" H x 34" W x 2.5" D (est. 6.724 lbs)

CLASS

CLASS: TCL Series

Control Method: Switch (not included) or external relay.

CONSTRUCTION

Cabinet: 1-piece, corrosion resistant, extruded aluminum frame, 2.5" deep.

Face Material: 1/8" impact resistant, smoke-tinted polycarbonate (5109)

Faces: Single Faced Sign

Finish: Duranodic Bronze

Mounting Channel: None

ELECTRICAL

Flashing: Not Included

Input Voltage: 120-277 VAC

UL/cUL Listed: Listed for wet locations

MESSAGE

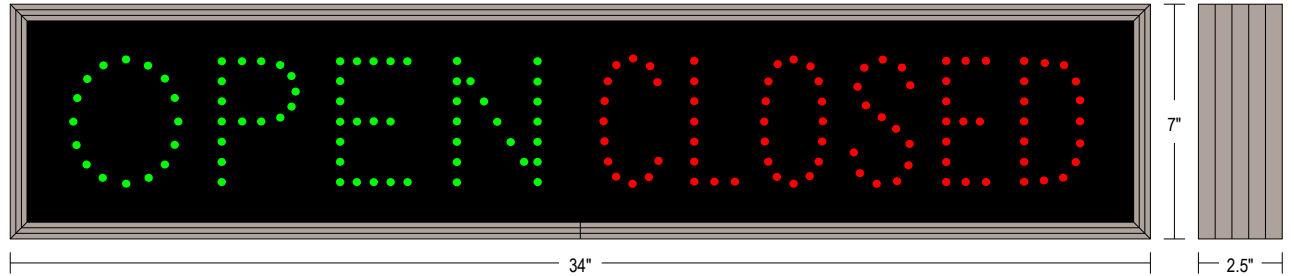
Illumination: Super bright direct view LEDs. Message blanks out when off.

Sign Messages: See message table below

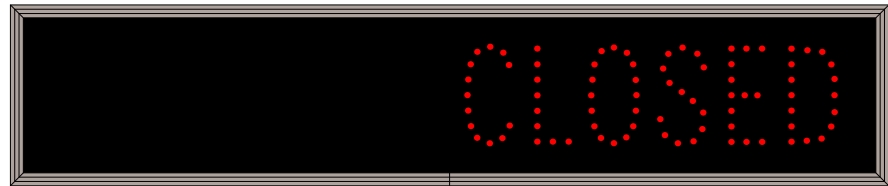
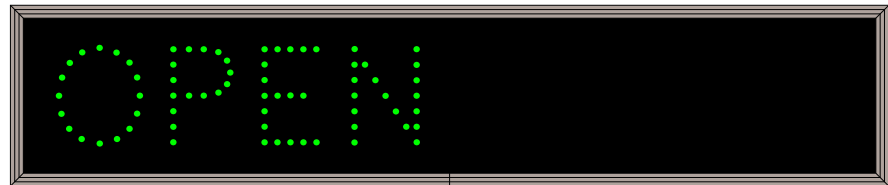


Product View

NOTE: Sign image may not exactly represent the finished product. For illustration purposes only.



Sample Display Options



MESSAGE	LED/COLOR	HEIGHT	AMPS
---------	-----------	--------	------

OPEN	Green Wide Angle LED	3.5"	0.055-0.024
CLOSED	Red Wide Angle LED	3.5"	0.041-0.018

NOTE: Above messages are independently controlled.