

## WORK AREA SAFETY BARRIERS

Easy To Set Up & Store - Fold, Expand & Retract

### Expanding Barriers In Steel and Plastic



### Plastic Posts with Retractable Tape




Block Off Construction, Maintenance, & Hazard Areas

# WORK AREA SAFETY BARRIERS

## Plastic Expanding Barrier - Sand Fillable

- › Expands to 74"W, 37"H
- › Lightweight polyethylene
- › Bright red with reflective markings
- › Built-in chambers hold sand or water
  - fill for additional stability with up to 6.6 lbs.
- › Interconnecting ends, join multiple units together
- › Clasps keep barrier closed for storage and transport
- › Withstands all weather conditions



BAR-EB-3N

## Plastic Expanding Barrier With Wheels

- › Expands to 137"W, 41"H
  - compact for storage 16.4" wide when not expanded
- › Lightweight, durable polyethylene
- › High visibility yellow and black
- › Wheels are durable plastic with locking castors
- › Interconnecting ends, join multiple units together
- › Carry handle makes barrier easy to move
- › Use indoors
- › Light assembly required to attach wheels



Compact for Storage!

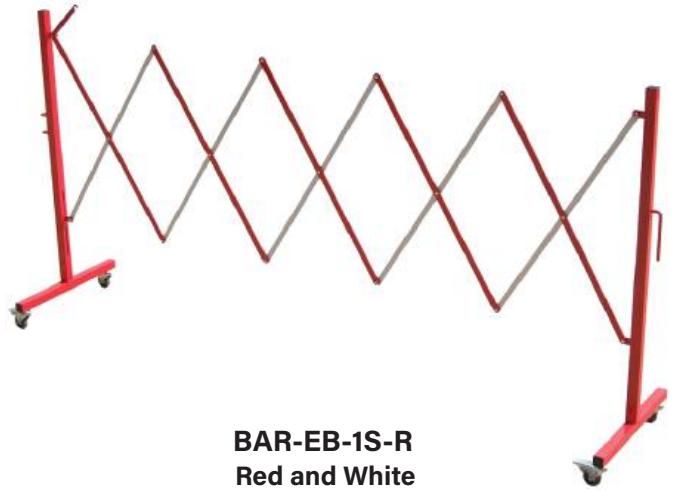


BAR-EB-1



# WORK AREA SAFETY BARRIERS

## Portable Steel Expanding Barrier

- › Expands to 120"W, 40"H
  - compact for storage 4" wide when not expanded
- › Weighs 15 lbs.
- › Bright red and white or yellow and black
  - high gloss, powder coated light steel
- › Castor wheels swivel for smooth, easy movement
  - lock for stationary use, and can be removed if required
  - non-marking
- › Interconnecting end columns, join multiple units together
- › Carry handle makes barrier easy to move
- › Use indoors
- › Assembly of legs required with 4 screws (included)



**BAR-EB-1S-R**  
Red and White  
Powder Coated Light Steel




**BAR-EB-1S-Y**  
Yellow and Black  
Powder Coated Light Steel

# WORK AREA SAFETY BARRIERS

## Plastic Barrier Post Kits

- Expands to 120"W, 39"H
- Kit includes two posts, each with a retractable nylon belt, and two bases
- Bright red and white or yellow and black
- Post has 4 way connection points for belt (multiple configurations)
  - made of durable polyethylene
  - press post into base and twist to lock
- 10 lb. Base made of recycled PVC
- Use in all weather conditions
  - 3 year UV-rating
- Add a sign to your post!
  - custom printed sign topper



**BAR-PRBB-YB-KIT**



**BAR-PRBB-RW-KIT**



Post with Base - 39.25"H  
 Post - 39"H, 2.875" dia., 1.2 lbs.  
 Base - 2.875"H x 13.25"W, 10 lbs.  
 Tape length 9'8" (3 meters), 2"W

ITEM NO.	DESCRIPTION	COLOR	DIMENSIONS	WIDTH EXPANDED	WEIGHT
BAR-EB-3N	Plastic Expandable Barrier, Sand Fillable	Red	17.25"W x 37"H	74"	13 lbs. 8 oz.
BAR-EB-1	Plastic Expandable Barrier, Wheels	Yellow	16.4"W x 41"H	137"	16 lbs.
BAR-EB-1S-R	Steel Expandable Barrier, Wheels	Red & White	14"W x 40"H	120"	15 lbs.
BAR-EB-1S-Y	Steel Expandable Barrier, Wheels	Yellow & Black	14"W x 40"H	120"	15 lbs.
BAR-PRBB-YB-KIT	Plastic Post & Base with Retractable Tape	Yellow & Black	See Above	120"	11.2 lbs.
BAR-PRBB-RW-KIT	Plastic Post & Base with Retractable Tape	Red & White	See Above	120"	11.2 lbs.