

PRODUCT ID: 13147

Outdoor Blank-out LED Direct-view Sign

MODEL

TCL2222RG-175TS/120-277VAC



DIMENSIONS

22" H x 22" W x 2.5" D (est. 13.554 lbs)

CLASS

CLASS: TCL Series

Control Method: Switch (not included) or external relay.

CONSTRUCTION

Cabinet: 1-piece, corrosion resistant, extruded aluminum frame, 2.5" deep.

Face Material: 1/8" impact resistant, smoke-tinted polycarbonate (5109)

Faces: Single Faced Sign

Finish: Duranodic Bronze

Mounting Channel: None

ELECTRICAL

Flashing: Not included

Input Voltage: 120-277 VAC

UL/cUL Listed: Listed for wet locations

MESSAGE

Illumination: Super bright direct view LEDs. Message blanks out when off.

Sign Messages: See message table below

MESSAGE	LED/COLOR	HEIGHT	AMPS
X	Red Wide Angle LED	17.5"	0.079-0.034
DOWN ARROW	Green Wide Angle LED	18.25"	0.117-0.051

NOTE: Above messages are independently controlled.

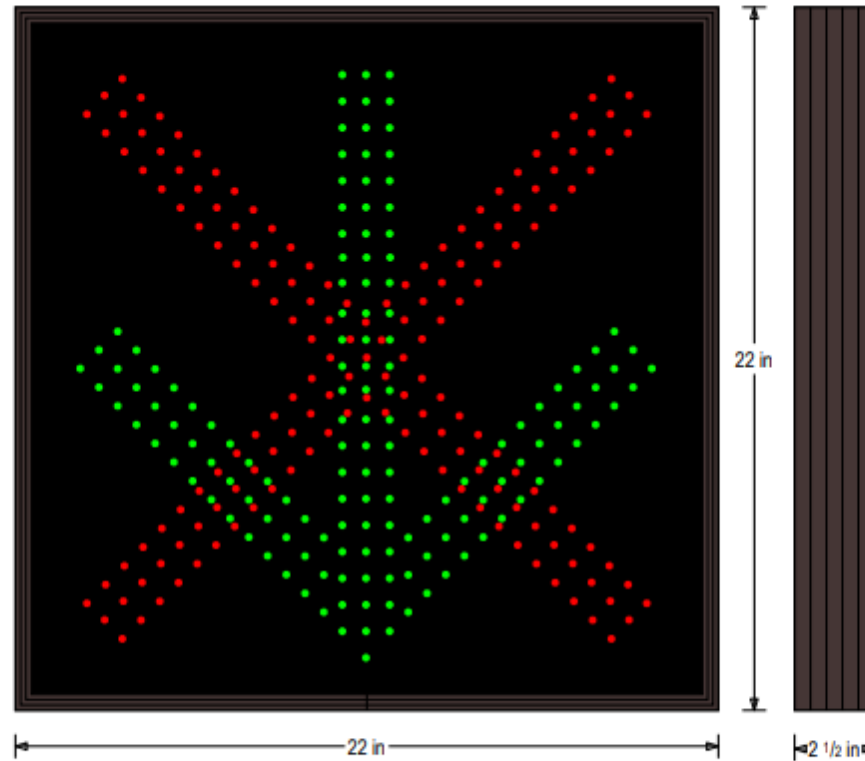
TRAFFIC SAFETY WAREHOUSE
The Best in Safety for Less

TrafficSafetyWarehouse.com

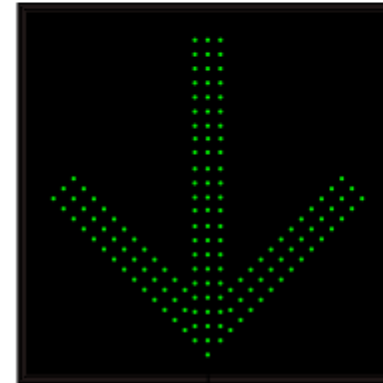

(847) 966-1018

Product View

NOTE: Sign image may not exactly represent the finished product. For illustration purposes only.



Sample Display Options



Frame Detail

